MORE THAN SENSORS

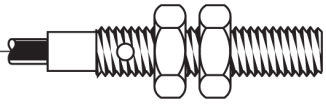

Part number: YSM000017 - Model: SMC-12LM NO AGD3

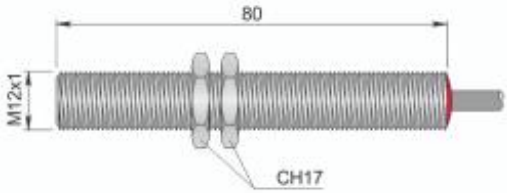

Dimension in mm

TECHNICAL CHARACTERISTICS	
Max. switching voltage:	230 Vac/dc
Max. switching current:	1.5 A
Max. switching power:	120 W/VA
Function:	NO
Contact type:	Power reed
Max. switching frequency:	100 Hz
Contact actuation time:	4.5 mSec
Switching distance (mm):	>= 10 with M20 magnet / >= 33 with M30 magnet
Repeatability (%Sn):	± 0.3
Hysteresis (mm):	>= 6 with M20 magnet / >= 10 with M30 magnet
Operating temperature range:	-25 ÷ +70 °C
Storage temperature range:	-25 ÷ +70 °C
Maximum surface temperature:	+85 °C
Housing material:	Nickelled brass
Mechanical characteristics:	M12x1
Connection type:	Cable 2 m
IP rating:	IP 67
Cable type:	2x0.50 PVC
Explosive atmosphere type:	Mixture Air/gas and/or Air/Dust
Equipment category:	3G/3D
Installation area:	Gas: Zone 2 - Dust: Zone 22
Protection method:	Protection by encapsulation
Marking:	Gas: II 3G Ex mc IIC T6 Gc - Dust: II 3D Ex mc IIIC T85°C Dc
Conforming standard:	EN60079-0, EN60079-18, EN60947-1 and EN60947-5-1
Weight:	100 g

AECO S.r.l. 20065 Inzago (MI) Italy - Via G. Leopardi, 5 - Tel. +39 02 954381 - Fax +39 02 9548528
http://www.aecosensors.com - e-mail: aeco@aecosensors.com

MORE THAN SENSORS

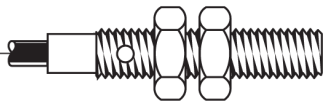

Part number: YSM000017 - Model: SMC-12LM NO AGD3

WIRING DIAGRAM

WORKING EXAMPLE

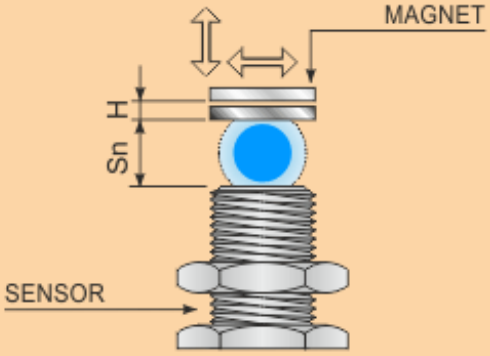

Sn: Sensing distance in relation to type of magnet used

H : differential stroke related to magnet removal

Sn + H: distance during removal in which contact opens

INSTRUCTIONS FOR CORRECT INSTALLATION

SWITCHING POWER DIAGRAM

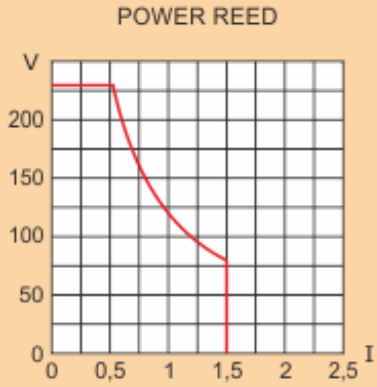

Voltage (V), switching current (I) and max. power (P) mean the max. switching istantaneous value in presence of loads.
When choosing a type of contact it is recommended that the following formula be applied : **P = V x I** .
For magnetic sensors which have different technical data from shown standard ones and for the switching of inductive or capacitive loads our technical department is always at your disposal .

AECO S.r.l. 20065 Inzago (MI) Italy - Via G. Leopardi, 5 - Tel. +39 02 954381 - Fax +39 02 9548528
http://www.aecosensors.com - e-mail: aeco@aecosensors.com

MAGNET - DIMENSIONS mm

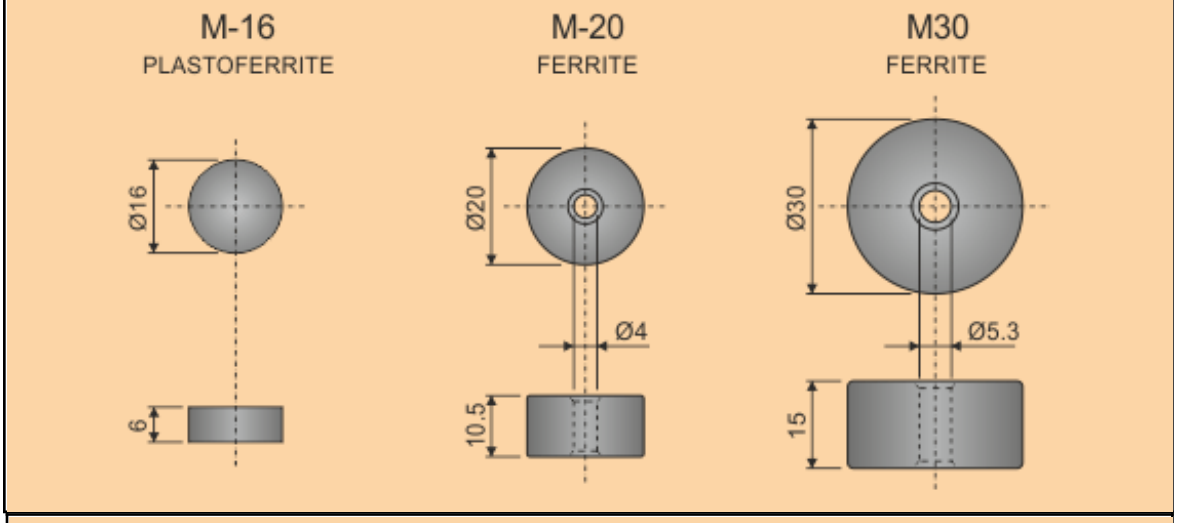

WIRING DIAGRAM

Standard version

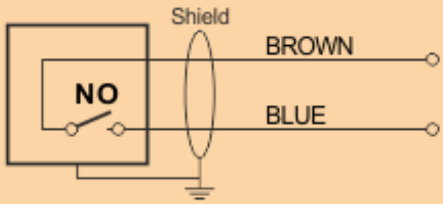

AECO S.r.l. 20065 Inzago (MI) Italy - Via G. Leopardi, 5 - Tel. +39 02 954381 - Fax +39 02 9548528
http://www.aecosensors.com - e-mail: aeco@aecosensors.com