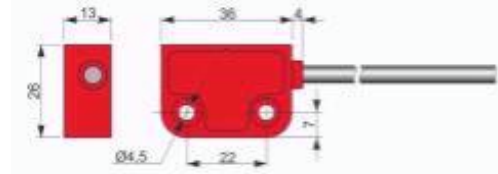




Part number: QMP00022 - Model: SMS36-P5 NO+NC CR LC5



Dimension in mm

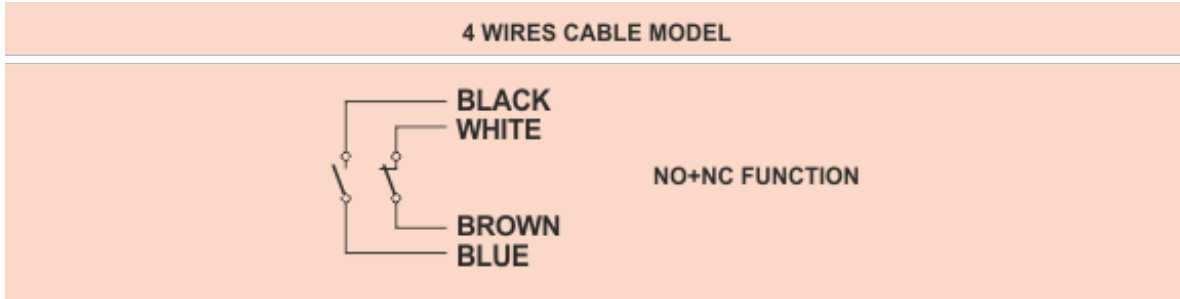
TECHNICAL CHARACTERISTICS

Rated operational voltage Ue:	24 Vac/dc
Rated operational current Ie:	0.25A
Max switching load:	6W (resistive load)
Function:	NO+NC (with magnetic actuator present)
Thermal current ITh:	0.25A
Rated insulation voltage Ui:	120Vac
Rated impulse withstand voltage Uimp:	6KV
Electrical endurance:	1 million of cycles
Assured operating distance Sao:	5 mm with target AMS36-P5
Assured release distance Sar:	15mm with target AMS36-P5
Repeat accuracy:	< 10%
Switching distance:	200Hz
Response time:	
SIL level (SIL CL):	up to SIL3 according to IEC 62061 e EN 62061
Performance level (PL):	up to PL e according to EN ISO 13849-1
Safety category:	up to 4 according to EN ISO 13849-1
B10d for each channel:	400.000 cycles (full load: DC12, 24V, 0.25A) e 20.000.000 of cycles (with AECO safety Module)
Conformig to the standard:	EN 60947-1, IEC 60947-1, EN 60947-5-1, IEC 60947-5-1, EN 60947-5-2, IEC 60947-5-2, EN 60947-5-3 , IE
Conforms to the directives:	2006/42/EC - Machinery Directive and 2014/30/EU - Electromagnetic Compatibility Directive
Temperature limits:	-25 ÷ +80°C
Protection degree:	IP67
Pollution degree:	3
Schock resistance:	30gn -11ms according to IEC 60068-2-27 and EN 60068-2-27
Vibrations resistance:	10gn-(10 ... 150Hz) according to IEC 60068-2-6 and EN 60068-2-6
Cable type:	PVC 4x0.25mm ²
Housing material:	PBT +FV

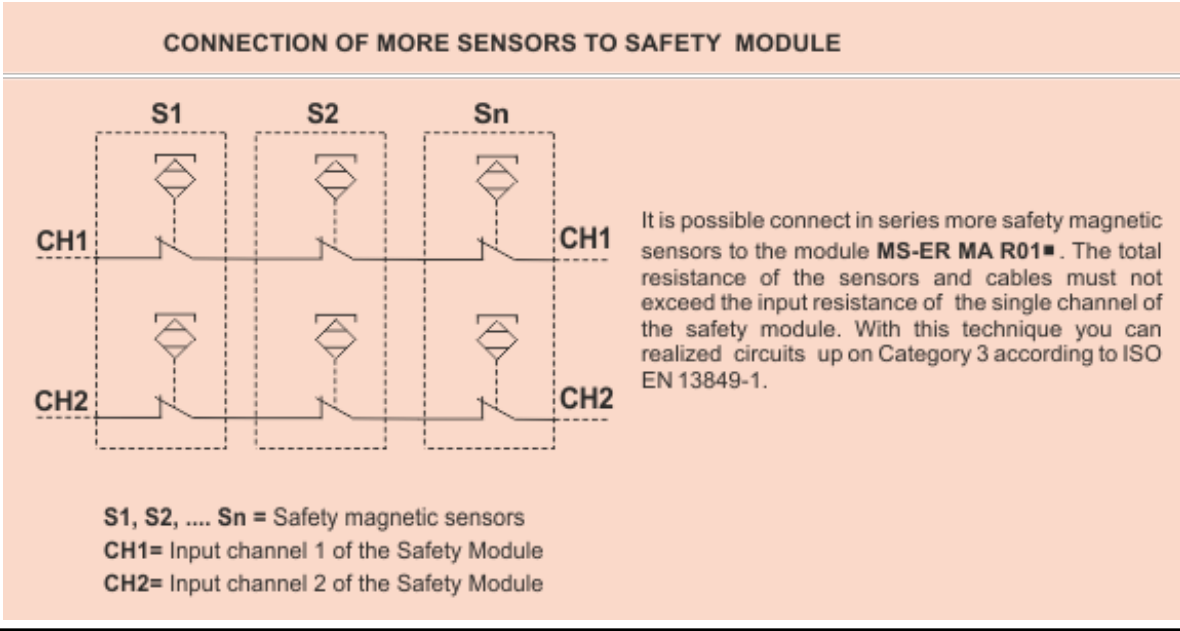


Part number: QMP00022 - Model: SMS36-P5 NO+NC CR LC5

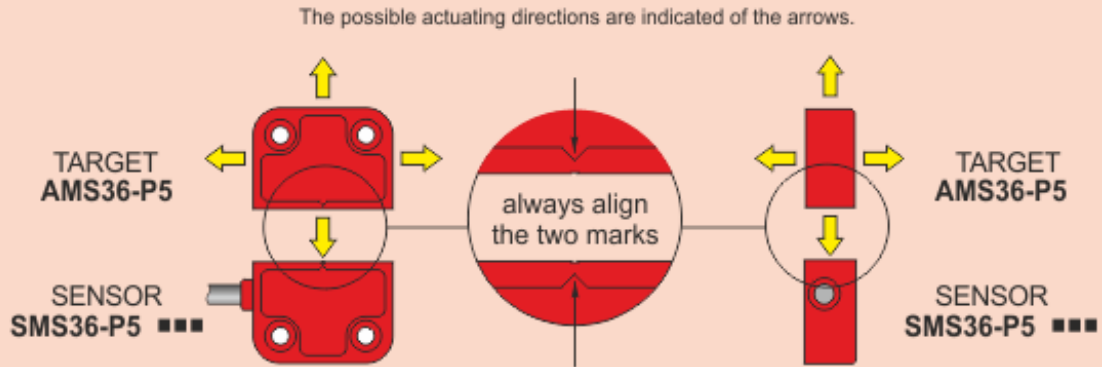
WIRING DIAGRAM



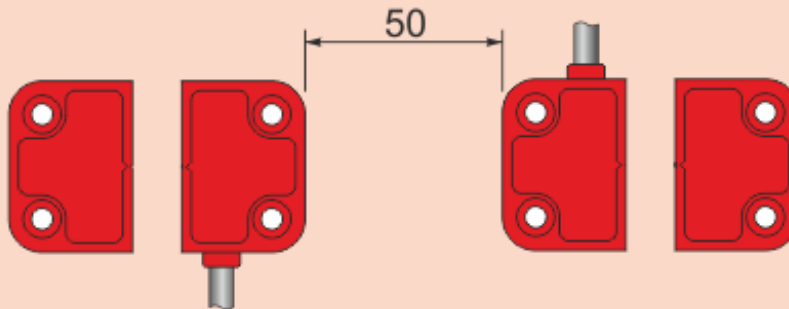
INSTRUCTIONS FOR CORRECT INSTALLATION



ACTUATING DIRECTIONS

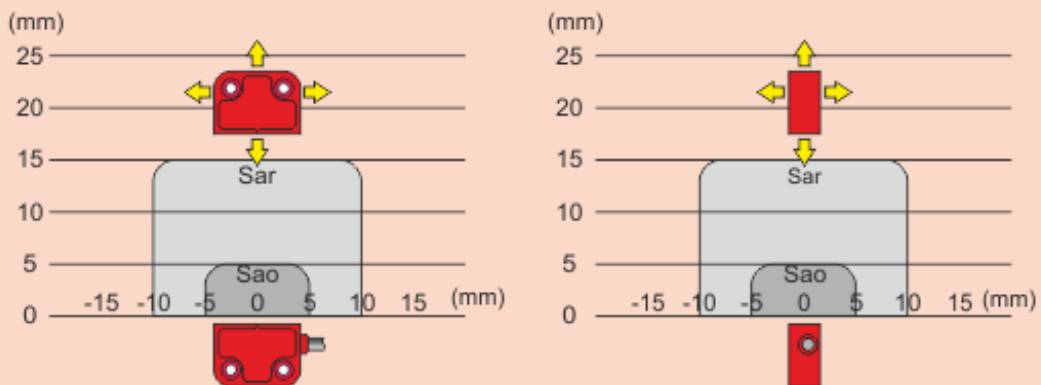


MULTIPLE SENSOR-ACTUATOR SYSTEMS ASSEMBLY



N.B. The minimum distance between *sensor-actuator* systems must be at least 50mm.

SWITHING DISTANCE



N.B. The drawing of the activation areas is indicative.