




**Part number: SIP000149 - Model: SIP40-N15 K**



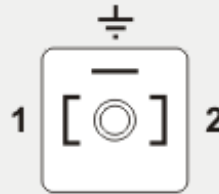
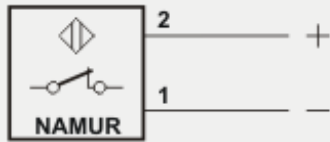
<b>TECHNICAL CHARACTERISTICS</b>	
Power supply:	Direct current
Working voltage:	5 ÷ 30 Vdc
Switching distance (mm):	15
Max switching frequency:	500 Hz
Repeatability (%Sn):	< = 3
Absorption:	On < = 1 mA - Off >= 3 mA @ 8.2V
Temperature limits:	-25 ÷ +70 °C
IP rating:	IP 65
Housing material:	Plastic
Mechanical characteristics:	SIP 40x40x114
Connection type:	K plug
Weigth:	220 g



Part number: SIP000149 - Model: SIP40-N15 K

WIRING DIAGRAM

CONNECTION WITH K PLUG

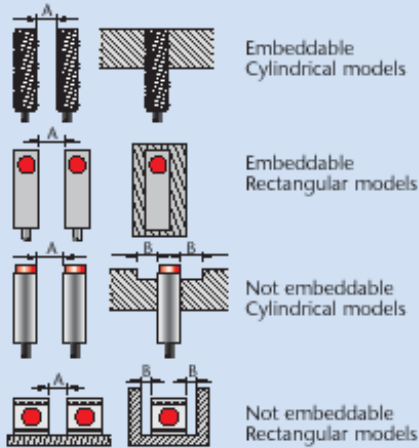





VIEW OF MALE CONNECTOR

1 = Blue / -  
2 = Brown / +

INSTRUCTIONS FOR CORRECT INSTALLATION

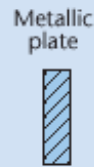
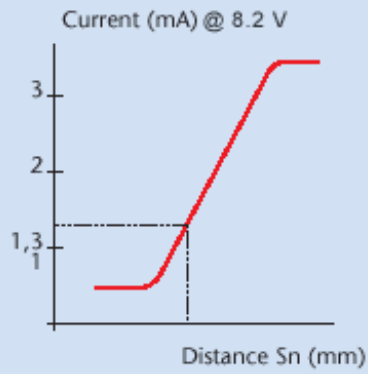
INSTRUCTIONS FOR CORRECT INSTALLATION



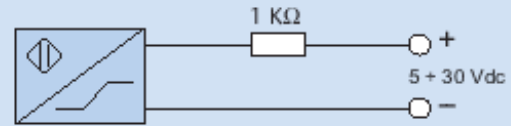
	 (A) mm	 (A) mm	 (B) mm
SI 6.5	≥ 4	≥ 16	≥ 8
SI 8	≥ 4	≥ 16	≥ 8
SI 12	≥ 6	≥ 24	≥ 12
SI 14	≥ 7	≥ 28	≥ 14
SI 18	≥ 9	≥ 36	≥ 18
SI 30	≥ 15	≥ 60	≥ 30
SIP A8	≥ 2	-	-
SIP C8	≥ 2	-	-
SIP 10	≥ 10	-	≥ 0
SIP 12	≥ 6	≥ 12	≥ 6
SIP 17	-	≥ 20	≥ 6
SIP 40	≥ 30	≥ 50	≥ 15
SIQ 80	-	≥ 450	≥ 70

N.B. A = Mutual interference - B = Interference with metallic part

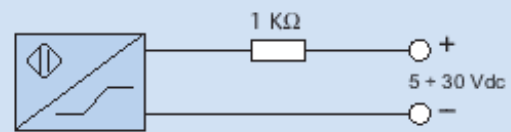
## WORKING PRINCIPLE



In presence of metal  $I \leq 1 \text{ mA @ } 8.2 \text{ V}$

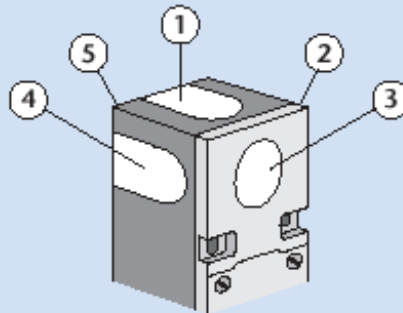


In absence of metal  $I \geq 3 \text{ mA @ } 8.2 \text{ V}$



The NAMUR sensors are electronic devices whose absorbed current varies in the presence of a metallic object. The difference between these sensors and traditional sensors is the absence of amplifier trigger stages.

## ADJUSTABLE SENSITIVITY SIP 40



NOTE: In the SIP 40 sensor the oscillator is contained in a module which clips into the body whose surface can then be sensitive on five different positions. The surface chosen can be identified by applying the circular adhesive label.